

SPORT SUB-PANEL

January 2014

The "Sport Sub-panel" was focused on 3,770 qualified respondents who are doing exercises at least twice a month. Statistical results go through:

1. Frequency of doing exercises [SA]
2. Types of played-sports [MA]
3. Currently played-sports [MA]
4. Currently most-played sport [SA]
5. Place for currently played-sports [Matrix MA]
6. Monthly fee for currently played-sports [Matrix SA]

1. Frequency of doing exercises [SA] (n=3,770)

	Frequency	Percent
Total	3,770	100.0%
More than twice a day	236	6.3%
Twice a day	455	12.1%
Once a day	1,660	44.0%
4 - 6 times / week	532	14.1%
2 - 3 times / week	703	18.6%
Once a week	160	4.2%
Twice a month	24	0.6%

2. Types of played-sports [MA] (n=3,770)

	Frequency	Percent
Total	3,770	100.0%
Running	2,341	62.1%
Walking	2,314	61.4%
Badminton	2,006	53.2%
Cycling	1,665	44.2%
Football	1,628	43.2%
Swimming	1,348	35.8%
Volleyball	1,196	31.7%
Gym	1,014	26.9%
Fishing	817	21.7%
Long jump	757	20.1%
Table tennis	709	18.8%
High jump	708	18.8%
Basketball	606	16.1%
Yoga	534	14.2%
Arobic	529	14.0%

2. Types of played-sports [MA] (n=3,770) [Cont.]

	Frequency	Percent
Total	3770	100.0%
Contemporary dance	358	9.5%
Tennis	348	9.2%
Dancing	340	9.0%
Climbing	330	8.8%
Taekwondo	303	8.0%
Karate	278	7.4%
Bowling	226	6.0%
Vovinam	200	5.3%
Wrestling	147	3.9%
Sepaktakraw	141	3.7%
Belly dance	141	3.7%
Judo	79	2.1%
Golf	48	1.3%
Horse racing	17	0.5%
Others	53	1.4%

3. Currently played-sports [MA] (n=3,770)

	Frequency	Percent
Total	3,770	100.0%
Walking	1,438	38.1%
Running	1,332	35.3%
Badminton	1,023	27.1%
Football	987	26.2%
Cycling	664	17.6%
Gym	639	16.9%
Swimming	531	14.1%
Volleyball	358	9.5%
Yoga	330	8.8%
Arobic	263	7.0%
Table tennis	219	5.8%
Fishing	178	4.7%
Tennis	137	3.6%
Basketball	135	3.6%
Dancing	110	2.9%
Contemporary dance	105	2.8%
Karate	82	2.2%
Taekwondo	80	2.1%
Climbing	68	1.8%
MVovinam	69	1.8%
High jump	64	1.7%
Long jump	52	1.4%
Belly dance	46	1.2%
Bowling	38	1.0%
Judo	29	0.8%
Wrestling	27	0.7%
Golf	17	0.5%
Sepaktakraw	15	0.4%
Horse racing	11	0.3%
Others	45	1.2%

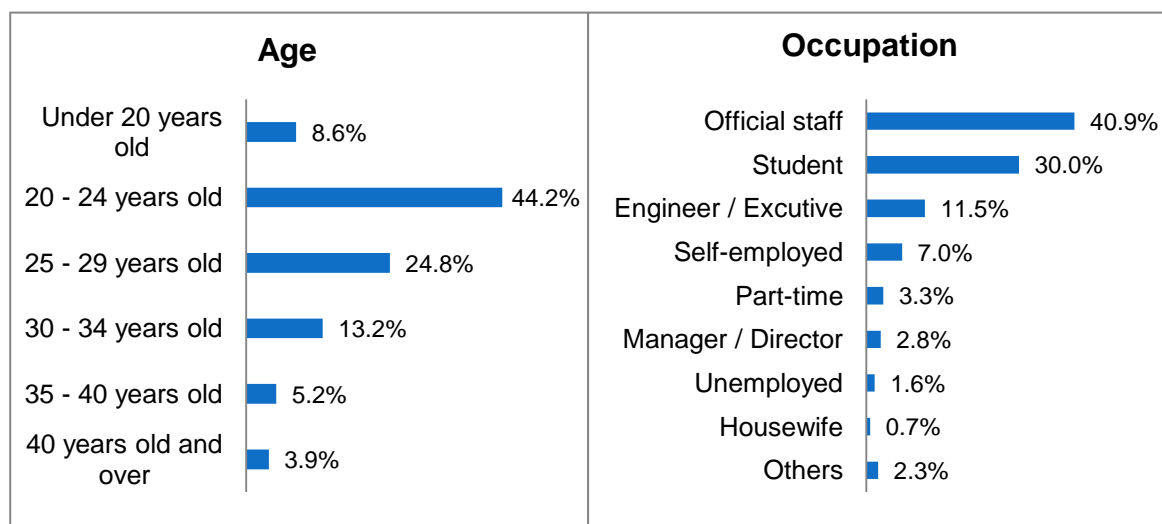
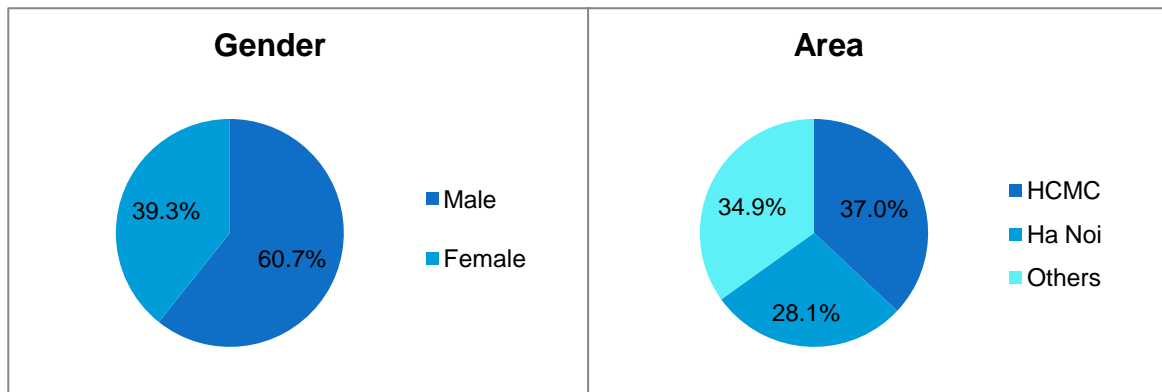
4. Currently most-played sport [SA] (n=3,770)

	Frequency	Percent
Total	3,770	100.0%
Walking	684	18.1%
Running	566	15.0%
Football	551	14.6%
Badminton	426	11.3%
Gym	419	11.1%
Yoga	172	4.6%
Cycling	151	4.0%
Arobic	141	3.7%
Swimming	132	3.5%
Volleyball	107	2.8%
Table tennis	57	1.5%
Tennis	52	1.4%
Vovinam	39	1.0%
Basketball	34	0.9%
Taekwondo	33	0.9%
Karate	32	0.8%
Dancing	30	0.8%
Contemporary dance	26	0.7%
Fishing	20	0.5%
Belly dance	14	0.4%
Judo	11	0.3%
Climbing	6	0.2%
Wrestling	9	0.2%
Sepaktakraw	3	0.1%
Long jump	3	0.1%
High jump	4	0.1%
Horse racing	3	0.1%
Golf	3	0.1%
Bowling	1	0.0%
Others	41	1.1%

5. Place for currently played-sports [Matrix MA] (n=3,770)

	Total	At home		At a park / playground		At a school / work place		Fitness center / Stadium...		Others	
		Fre.	Per.	Fre.	Per.	Fre.	Per.	Fre.	Per.	Fre.	Per.
Walking	1,438	502	34.9%	1,056	73.4%	378	26.3%	180	12.5%	277	19.3%
Running	1,331	363	27.3%	965	72.5%	185	13.9%	236	17.7%	209	15.7%
Badminton	1,023	407	39.8%	502	49.1%	324	31.7%	373	36.5%	112	10.9%
Football	987	116	11.8%	269	27.3%	253	25.6%	713	72.2%	134	13.6%
Cycling	661	109	16.5%	334	50.5%	138	20.9%	105	15.9%	265	40.1%
Gym	639	245	38.3%	46	7.2%	34	5.3%	473	74.0%	35	5.5%
Swimming	531	31	5.8%	111	20.9%	43	8.1%	398	75.0%	78	14.7%
Volleyball	358	51	14.2%	101	28.2%	213	59.5%	130	36.3%	44	12.3%
Yoga	329	217	66.0%	20	6.1%	26	7.9%	162	49.2%	20	6.1%
Arobic	262	106	40.5%	38	14.5%	23	8.8%	181	69.1%	23	8.8%
Table tennis	219	53	24.2%	40	18.3%	111	50.7%	93	42.5%	27	12.3%
Fishing	178	43	24.2%	60	33.7%	10	5.6%	19	10.7%	91	51.1%
Tennis	137	17	12.4%	44	32.1%	24	17.5%	95	69.3%	14	10.2%
Basketball	135	21	15.6%	48	35.6%	84	62.2%	52	38.5%	11	8.1%
Dancing	108	24	22.2%	13	12.0%	24	22.2%	73	67.6%	15	13.9%
Contemporary dance	105	51	48.6%	25	23.8%	30	28.6%	43	41.0%	22	21.0%
Karate	82	34	41.5%	5	6.1%	25	30.5%	46	56.1%	9	11.0%

RESPONDENT PROFILE (n=3,770)



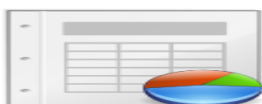
CONTACT INFORMATION

W&S Company Limited

Address: Floor 10, 40 Pham Ngoc Thach St., District 3, HCMC.

Office phone: +84 8 38 223 215 Fax: +84 8 38 223 216

E-mail: info@vinaresearch.jp



The copyright of this report belongs to W&S Company Limited. The results (analyzing, wording, data, tables and graphs) of this survey can be publicly used, but must be cited and sourced from W&S Company Limited (also include its website address <http://vinaresearch.jp>).